







## Effect of Aluminum Content on Lattice Parameters and Unit Cell Volume in Bulk Crystals $\beta$ -(Al<sub>x</sub>Ga<sub>1-x</sub>)<sub>2</sub>O<sub>3</sub>

D.A. Bauman<sup>1</sup> , D.I. Panov<sup>1</sup> , V.A. Spiridonov<sup>1</sup> , A.Y. Ivanov<sup>1</sup> ,  
M.A. Yagovkina<sup>2</sup> , A.E. Romanov<sup>1,2</sup> 

<sup>1</sup> Institute of Advanced Data Transfer Systems, ITMO University, Kronverkskiy pr., 49, lit. A, St. Petersburg, 197101, Russia

<sup>2</sup> Ioffe Physical-Technical Institute RAS, St. Petersburg, 194021, Russia

Received: December 02, 2024

Corresponding author: [D.A. Bauman](mailto:da.bauman@itmo.ru)

**Abstract.** The article studies the influence of aluminum on the lattice parameters and the unit cell volume of the binary solid solution  $\beta$ -(Al<sub>x</sub>Ga<sub>1-x</sub>)<sub>2</sub>O<sub>3</sub>. The aluminum content is determined by energy-dispersive X-ray spectroscopy. The lattice parameter values are calculated using X-ray diffractometry data. The diffraction patterns show peak broadening and shift to higher angles with increasing aluminum content. It is shown that when the aluminum fraction  $x$  changes from 0 to 0.25, the lattice parameters decrease linearly. This is consistent with Vegard's law for solid solutions. The decrease in cell volume is physically related to the fact that aluminum has a smaller ionic radius than gallium, and the Al–O bond length is shorter than Ga–O one.

**Acknowledgements.** This work was supported by a grant of the Ministry of Science and Higher Education of the Russian Federation (agreement No. 075-15-2021-1349).

**Citation:** Rev. Adv. Mater. Technol., 2024, vol. 6, no. 4, pp. 189–193

**View online:** <https://doi.org/10.17586/2687-0568-2024-6-4-189-193>

**View Table of Contents:** <https://reviewsamt.com/issues>

### REFERENCES

[1] A.A. Petrenko, Ya.N. Kovach, D.A. Bauman, M.A. Odnoblyudov, V.E. Bougrov, A.E. Romanov, Current State of Ga<sub>2</sub>O<sub>3</sub>-Based Electronic and Optoelectronic Devices. Brief Review, *Rev. Adv. Mater. Technol.*, 2021, vol. 3, no. 2, pp. 1–26.

- [2] H. Peelaers, J.B. Varley, J.S. Speck, C.G. Van de Walle, Structural and electronic properties of Ga<sub>2</sub>O<sub>3</sub>-Al<sub>2</sub>O<sub>3</sub> alloys, *Appl. Phys. Lett.*, 2018, vol. 112, no. 24, art. no. 242101.
- [3] J.M. Johnson, H.-L. Huang, M. Wang, S. Mu, J.B. Varley, A.F.M. Anhar Uddin Bhuiyan, Z. Feng, N.K. Kalarickal, S. Rajan, H. Zhao, C.G. Van de Walle, J. Hwang, Atomic scale investigation of aluminum incorporation, defects, and phase stability in  $\beta$ -(Al<sub>x</sub>Ga<sub>1-x</sub>)<sub>2</sub>O<sub>3</sub> films, *APL Mater.*, 2021, vol. 9, no. 5, art. no. 051103.
- [4] T.S. Wang, W. Li, C.Y. Ni, A. Janotti, Band gap and band offset of Ga<sub>2</sub>O<sub>3</sub> and (Al<sub>x</sub>Ga<sub>1-x</sub>)<sub>2</sub>O<sub>3</sub> alloys, *Phys. Rev. Appl.*, 2018, vol. 10, art. no. 011003.
- [5] B.W. Krueger, C.S. Dandeneau, E.M. Nelson, S.T. Dunham, F.S. Ohuchi, M.A. Olmstead, Variation of band gap and lattice parameters of  $\beta$ -(Al<sub>x</sub>Ga<sub>1-x</sub>)<sub>2</sub>O<sub>3</sub> powder produced by solution combustion synthesis, *J. Am. Ceram. Soc.*, 2016, vol. 99, no. 7, pp. 2467–2473.
- [6] J.A. Spencer, A.L. Mock, A.G. Jacobs, M. Schubert, Y. Zhang, M.J. Tadjer, A review of band structure and material properties of transparent conducting and semiconducting oxides: Ga<sub>2</sub>O<sub>3</sub>, Al<sub>2</sub>O<sub>3</sub>, In<sub>2</sub>O<sub>3</sub>, ZnO, SnO<sub>2</sub>, CdO, NiO, CuO, and Sc<sub>2</sub>O<sub>3</sub>, *Appl. Phys. Rev.*, 2022, vol. 9, no. 1, art. no. 011315.
- [7] *International Centre for Diffraction Data*, Electronic resource, URL: [www.icdd.org](http://www.icdd.org) (accessed: 02.12.2024).
- [8] I. Levin, D. Brandon, Metastable alumina polymorphs: crystal structures and transition sequences, *J. Am. Ceram. Soc.*, 1998, vol. 81, no. 8, pp. 1995–2012.
- [9] D.A. Bauman, D.Iu. Panov, D.A. Zakgeim, V.A. Spiridonov, A.V. Kremleva, A.A. Petrenko, P.N. Brunkov, N.D. Prasolov, A.V. Nashchekin, A.M. Smirnov, M.A. Odnoblyudov, V.E. Bougrov, A.E. Romanov, High-Quality Bulk  $\beta$ -Ga<sub>2</sub>O<sub>3</sub> and  $\beta$ -(Al<sub>x</sub>Ga<sub>1-x</sub>)<sub>2</sub>O<sub>3</sub> Crystals: Growth and Properties, *Phys. Status Solidi A*, 2021, no. 20, art. no. 2100335.
- [10] D.A. Zakgeim, D.A. Bauman, D.I. Panov, V.A. Spiridonov, A.V. Kremleva, V.M. Smirnov, M.A. Odnoblyudov, A.E. Romanov, V.E. Bougrov, Growing of bulk  $\beta$ -(Al<sub>x</sub>Ga<sub>1-x</sub>)<sub>2</sub>O<sub>3</sub> crystals from the melt by Czochralski method and investigation of their structural and optical properties, *Appl. Phys. Express*, 2022, vol. 15, art. no. 025501.
- [11] I. Bhaumik, M. Soharab, R. Bhatt, A. Saxena, S. Sah, A.K. Karnal, Influence of Al content on the optical band-gap enhancement and lattice structure of (Ga<sub>1-x</sub>Al<sub>x</sub>)<sub>2</sub>O<sub>3</sub> single crystal, *Opt. Mater.*, 2020, vol. 109, art. no. 110351.
- [12] X. Ma, Y. Zhang, L. Dong, R. Jia, First-principles calculations of electronic and optical properties of aluminum-doped  $\beta$ -Ga<sub>2</sub>O<sub>3</sub> with intrinsic defects, *Results Phys.*, 2017, vol. 7, pp. 1582–1589.